

# ATN 7x50

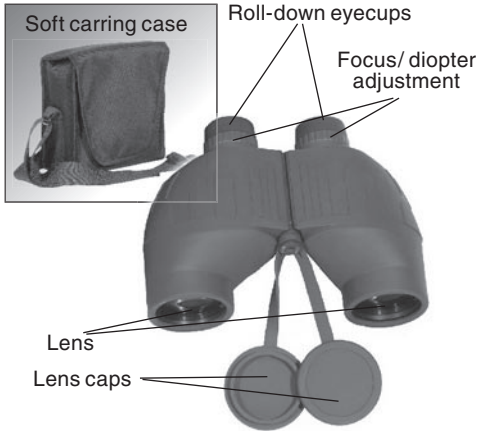
OMEGA SLASS LE/MARINE BINOCULARS



*u s e r ` s g u i d e*

AMERICAN  
TECHNOLOGIES  
NETWORK  
CORP.





## APPLICATION

ATN's new 7 x 50 daytime Omega class binoculars provide a sharp stable image with excellent low-light performance.

The combination of waterproof and high quality optics make this the perfect binocular for boating and law enforcement, as well as most hunting uses.

## EYE ADJUSTMENTS

How to adjust for distance between your eyes:



The distance between the eyes, called "interpupillary distance," varies from person to person.

To achieve perfect alignment of lens to eye, follow these simple steps:

1. Hold your binoculars in the normal viewing position.
2. Grasp each barrel firmly. Move the barrels closer together or farther apart until you see a single circular field. Always reset your binoculars to this position before using.

**WARNING! Never use a binocular to look at the Sun!**

**Looking at or near the Sun will cause instant and irreversible damage to your eye. Eye damage is often painless, so there is no warning to the observer that damage has occurred until it is too late. Do not point the binocular at or near the Sun. Children should always have adult supervision while observing.**

## FEATURES


- Built in step rangefinder
- Extra-long eye relief for eyeglass wearers
- Comfortable to use for extended hours
- Lifetime warranty .

## SPECIFICATIONS

Magnification .....	7X
Objektive lens diameter .....	50 mm
Eye relief .....	19 mm
Real field of view .....	7°
Field of view .....	368 feet @ 1000 yards
Interpupillary distance .....	57-74 mm
Maximum width .....	217 mm
Minimum width .....	180 mm
Maximum height .....	100 mm
Minimum height .....	80 mm
Length .....	152 mm
Weight .....	1.35 kg/48 oz


## FOCUSING

Focus the binocular for one eye at a time by turning the ocular (eyepiece) until you see an equally sharp image with each eye if more than one person will be using the binoculars, you should mark the left and right eyepieces for your own vision to permit quick readjustment.



## ROLL-DOWN EYECUPS

Your binoculars fitted with rubber eyecups designed to exclude extraneous light. If you wear eyeglasses, you may be able to roll-down the eyecups.



For eyeglass wearers, lowering or rolling down the eyecups will bring your eyes closer to the binocular lenses, thus providing an improved field of view.

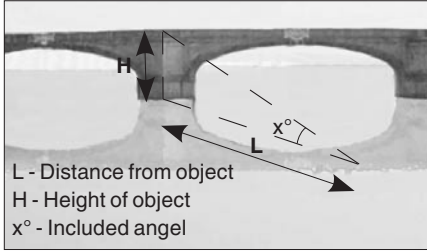
The information in this manual furnished for information use only, is subject to change without notice, is not to be construed as a commitment by ATN Corp.

ATN Corp. assumes no responsibility or liability for any errors or inaccuracies that may appear in this book.

©2005 ATN Corp. All right reserved.

# RANGEFINDER RETICLE

7 x 50 has a built-in step rangefinder with a mils scale for distance, angle and height detection.



## DISTANCE

If the height of a viewed object is known, use the following equation substituting height of object for variable H:

$$L = H / \text{MILS} \times 1000$$

## ANGLE

To calculate the included angle of a viewed object, use the following formula:

$$x^\circ = 0.06 \times \text{MILS}$$

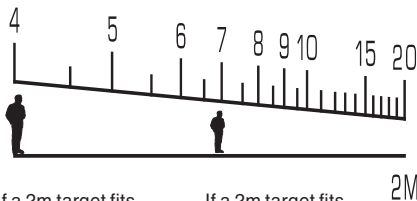
## HEIGHT

If the distance to a viewed object is known, use the following equation substituting distance to object for variable L:

$$H = L \times \text{MILS} / 1000$$

## 2M TARGET BASED SCALE

A 2m target fits between the numbered base-line and the main horizontal line. If the 2m target fits between the 4 and the right horizontal post of the main line the target is 400 m away. If the same target fits between the 7 and the right post of main line the target is 700 m away.



If a 2m target fits between these two lines then the target is 400m away.

If a 2m target fits between these two lines then the target is 700m away.

# CARE AND CLEANING

By following these simple guidelines, your binocular will provide optimal performance for many years:

1. Keep binocular lenses clean and free of moisture and dirt.
2. When not in use, do not expose your binoculars to direct sunlight for long periods of time (e.g. on the dashboard of your vehicle).
3. Store your binocular in a cool, dry place. Always store your binocular in its carrying case, with the rubber roll-down eyecups in the "up" position.
4. Binoculars are precision instruments - handle them with care. Do not drop, shake, bump or rattle your binocular. Its precision optics can become misaligned (out of collimation) as a result of rough treatment, which can render the instrument virtually unusable.

Collimation problems usually require repair by a trained technician, and are generally not covered by the Warranty.

To clean your binocular, follow these simple steps:

1. Before attempting to clean any of the lenses, carefully remove all grit, sand, dirt, dust, or other substances which may scratch the surface of the optics. Avoid touching lens surfaces with fingers or coarse materials. Use a soft lens brush, lens cleaning tissue, a lint-free cotton cloth, a clean cotton swab, or "canned" air.
2. For materials that remain on the lenses, use a liquid substance designed to remove grease (e.g., commercial lens cleaner, household window cleaner or rubbing alcohol).

**CAUTION:** Do not apply liquid directly onto a lens, which may result in the liquid seeping into the barrel of the binocular. Apply the solution onto a cloth or swab, and use the cloth or swab to remove the foreign substance with circular motions. Take care as to not rub away antireflectant lens coatings. Use a light touch.

# WARRANTY

---

## LIMITATION OF LIABILITY

---

ATN will not be liable for any claims, actions, suits, proceedings, costs, expenses, damages or liabilities arising out of the use of this product. Operation and use of the product are the sole responsibility of the Customer. ATN's sole undertaking is limited to providing the products and services outlined herein in accordance with the terms and conditions of this Agreement. The provision of products sold and services performed by ATN to the Customer shall not be interpreted, construed, or implied, as being for the benefit of or creating any obligation toward any third party of legal entity outside ATN and the Customer: ATN's obligations under this Agreement extend solely to the Customer. ATN'S LIABILITY HEREUNDER FOR DAMAGES, REGARDLESS OF THE FORM OR ACTION, SHALL NOT EXCEED THE FEES OR OTHER CHARGES PAID TO ATN BY THE CUSTOMER OR CUSTOMER'S DEALER. ATN SHALL NOT, IN ANY EVENT, BE LIABLE FOR SPECIAL, INDIRECT, INCIDENTAL, OR CONSEQUENTIAL DAMAGES, INCLUDING, BUT NOT LIMITED TO, LOST INCOME, LOST REVENUE, OR LOST PROFIT, WHETHER SUCH DAMAGES WERE FORESEEABLE OR NOT AT THE TIME OF PURCHASE, AND WHETHER OR NOT SUCH DAMAGES ARISE OUT OF A BREACH OF WARRANTY, A BREACH OF AGREEMENT, NEGLIGENCE, STRICT LIABILITY OR ANY OTHER THEORY OF LIABILITY.

## PRODUCT WARRANTY REGISTRATION

---

In order to validate the warranty on your product, ATN must receive a completed Product Warranty Registration Card for each unit. Please complete the form below and immediately mail it to our Service Centre: ATN Corporation, 20 South Linden Ave. Suite 1B, South San Francisco, CA 94080. Products qualifying for warranty repair will be either repaired or replaced within 10 business days of receipt of merchandise unless the customer is notified otherwise.

## OBTAINING WARRANTY SERVICE

---

To obtain warranty service on your unit, take or send the product, postage paid, with a copy of our sales receipt to our service centre, ATN Corporation at the address noted above. All merchandise must be fully insured with the correct postage; ATN will not be responsible for improper postage, or, missing or damaged merchandise during shipment.

## LIFETIME LIMITED PRODUCT WARRANTY

---

This product comes with a Lifetime Guarantee against defects in both materials and workmanship. In the event a defect that is covered by the foregoing warranty occurs during the applicable period stated above, ATN, at its option, will either repair or replace the product, and such action on the part of ATN shall be the full extent of ATN's liability, and the Customer's sole and exclusive remedy. This warranty does not cover a product (a) used in other than its normal and customary manner; (b) subjected to misuse, (c) subjected to alterations, modifications or repairs by the Customer of by any party other than ATN without prior written consent of ATN; (d) special order or

"close-out" merchandise or merchandise sold "as-is" by either ATN or the ATN dealer; or (e) merchandise that has been discontinued by the manufacturer and either parts or replacement units are not available due to reasons beyond the control of ATN. ATN shall not be responsible for any defects or damage that in ATN's opinion is a result from the mishandling, abuse, misuse, improper storage or improper operation, including use in conjunction with equipment which is electrically or mechanically incompatible with or of inferior quality to the product, as well as failure to maintain the environmental conditions specified by the manufacturer. This warranty is extended only to the original purchaser. Any breach of this warranty shall be waived unless the customer notifies ATN at the address noted below within in the applicable warranty period.

THE CUSTOMER UNDERSTANDS AND AGREES THAT EXCEPT FOR THE FOREGOING WARRANTY, NO OTHER WARRANTIES WRITTEN OR ORAL, STATUTORY, EXPRESSED OR IMPLIED, INCLUDING ANY IMPLIED WARRANTY OF MERCHANTABILITY OR FITNESS FOR A PARTICULAR PURPOSE, SHALL APPLY TO THE PRODUCT. ALL SUCH IMPLIED WARRANTIES ARE HEREBY AND EXPRESSLY DISCLAIMED.

---

For customer service and technical support,  
please contact

American Technologies Network Corp.

**North American Office**

20 S. Linden Ave. Suite 1B,  
South San Francisco, CA 94080  
phone: 800-910-2862, 650-875-0130;  
fax: 650-875-0129

**European Office**

phone: 44(0)870-0111286,  
fax: 44(0) 845-3349142

The following countries can use our  
**toll free number 00 800 9102-8620**  
Austria, France, Germany, Holland, Italy,  
Spain, Sweden, Switzerland

[www.atncorp.com](http://www.atncorp.com)